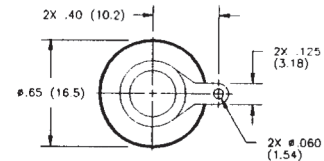
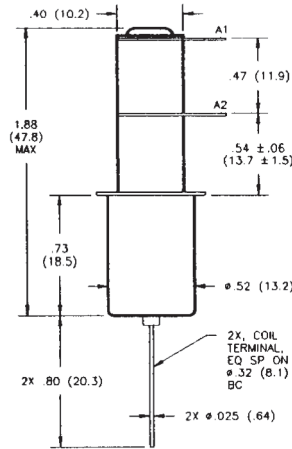


K47 Series Make & Break Load Switching — 8 kV Relays

K47A

Product Facts for K47A

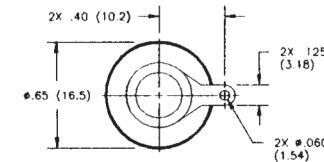
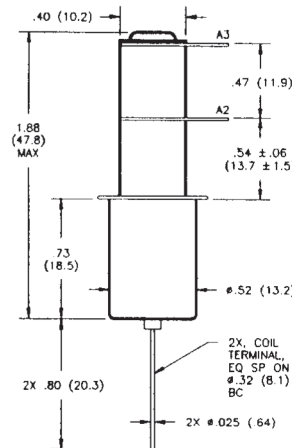
- Widely used in antenna coupler applications
- Short actuator, low profile, 8 kV relay
- Vacuum dielectric for power switching low current loads
- Normally open contacts
- Meets requirements of MIL-R-83725



K47B

Product Facts for K47B

- Normally closed version of K47
- Vacuum dielectric for power switching low current loads
- 707 Ohm coil for low power consumption
- Meets requirements of MIL-R-83725
- QPL version available, M83725/18-003



Product Specifications for K47A and K47B

Contact Arrangement —

K47A — SPST-NO
K47B — SPST-NC

Contact Form —

K47A — A
K47B — B

Test Voltage, DC or 60 Hz (Peak) — 9 kV

Rated Operating Voltage (Peak) —

DC or 60 Hz — 8 kV
2.5 MHz — 7.5 kV
16 MHz — 7 kV
32 MHz — 5 kV

Continuous Carry Current, Max. —

DC or 60 Hz — 12 A
2.5 MHz — 10 A
16 MHz — 5 A
32 MHz — 3 A
Coil Hi-Pot (Vrms, 60 Hz) — 500 A

Contact Capacitance —

Between Open Contacts — 1.2 pF
Open Contacts to Ground — 1.2 pF

For factory-direct application assistance, dial 800-253-4560, ext. 2055, or 805-220-2055.

Contact Resistance, Max. — 0.03 ohm

Operate Time, Max. — 10 ms

Release Time, Max. — 10 ms

Shock, 11ms, 1/2 Sine (Peak) — 30 g

Vibration —

Peak — 10 g (55 to 1000 Hz)

Operating Ambient Temperature Range —

-55°C to +125°C

Mechanical Life — 2 million cycles

Weight, Nominal — 25.5 g (0.9 oz.)

Coil Data

Nominal Volts DC	12 Vdc	26.5 Vdc
Pickup, Max.	8 Vdc	16 Vdc
Dropout	.5-5 Vdc	1-10 Vdc
Coil Resistance (±10%)	230 Ω	707 Ω

Ratings listed are for 25°C, sea level conditions

Ordering Information

Sample Part Number ▶

Series: **K47 A 3 3 4**

Contact Form: A = SPST-NO B = SPST-NC

Coil Voltage: 2 = 12 Vdc, Bus Wire
3 = 26.5 Vdc, Bus Wire

High Voltage Connections: 3 = Solder Connection

Mounting: 2 = Flanged 4 = Standard

*See page 7-87 for mounting methods.