

PD5 Make & Break Load Switching

Product Facts

- Vacuum dielectric for power switching
- Excellent for control applications
- PCB and panel mountings
- Rugged design for the most demanding applications, including seismic shock
- Small size and weight
- Low power consumption
- No heat sinks required
- Vacuum-sealed; can operate in explosive and harsh environments
- 2000 V isolation across open contacts



Product Specifications

Contact Arrangement —

PD5A — SPST-NO
 PD5B — SPST-NC

Contact Form —

PD5A — A**
 PD5B — B**

Rated Resistive Load @ 320 Vdc —
 5 A

Continuous Current Carry, Max. @ 85°C — 15 A

Overload @ 320 Vdc, (Make/Break) — 20 A

Life, (Mechanical/Rated Load) —
 500k cycles/50k cycles

Contact Resistance, Max., End of Life — 0.010 ohm

Dielectric at Sea Level —
 Power Terminals to Coil and All Other Points — 1,800 Vrms

Shock, 11ms, 1/2 Sine (Peak) —
 25 g

Vibration, Sinusoidal (55-2000 Hz, Peak) — 5 g

Operating Ambient Temperature Range — -40°C to +85°C

Operate Time, Max., Including Bounce @ 25°C — 10 ms

Release Time, Max., Including Bounce @ 25°C — 10 ms

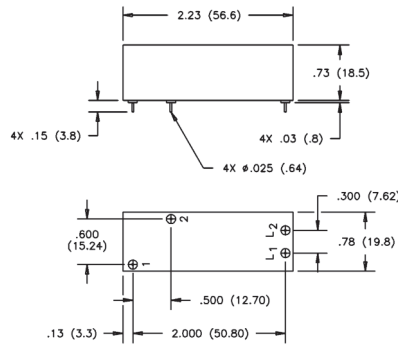
Insulation Resistance @ 500 Vdc, Min. —

Initial/End of Life — 100 mohm/50 mohm

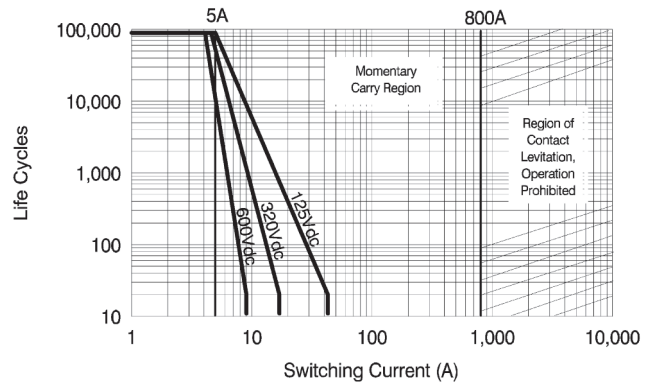
Weight, Nominal —
 57 g (.125 lb)

Note:

**Contact TE for availability of other contact forms



Contact Ratings*



*Based on extrapolated data. Since each application is unique, user is encouraged to verify rating in actual application. The load terminals should always be connected as follows: Common Contact (A2) positive; Other Contact negative.

Coil Data

Nominal Volts DC	12 Vdc	24 Vdc	125 Vdc
Max. Coil Voltage	14 Vdc	28 Vdc	130 Vdc
Pickup, Max. @ 85°C	8 Vdc	16 Vdc	80 Vdc
Hold, Min. @ 85°C	3.3 Vdc	10 Vdc	33 Vdc
Dropout, Min. @ -40°C	.5 Vdc	1 Vdc	5 Vdc
Coil Resistance (±10%)	70 Ω	290 Ω	4700 Ω

Ratings listed are for 25°C, sea level conditions

Ordering Information

Sample Part Number ▶

Series: _____

Contact Form: _____

A = SPST-NO
 B = SPST-NC
 C = SPDT (PCB Only)

Coil Voltage: _____

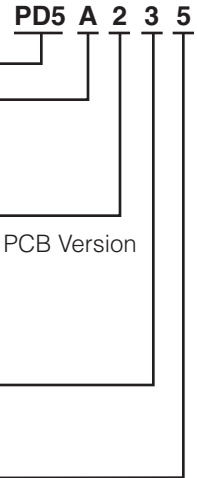
2 = 12 Vdc, PCB Version 3 = 24 Vdc, PCB Version
 5 = 125 Vdc, PCB Version
 A = 12 Vdc, Panel Mount Version
 B = 24 Vdc, Panel Mount Version
 C = 125 Vdc, Panel Mount Version

Power Terminals: _____

3 = PCB Solder Connection
 5 = Stud Terminal, Panel Mount

Mounting: _____

5 = PCB Mount 7 = Panel Mount



For factory-direct application assistance, dial 800-253-4560, ext. 2055, or 805-220-2055.