

O/E/N 48

MINIATURE POWER RELAY

- International Standard Foot Print
- Compact High Performance
- Direct PCB type
- Dust Protected / Sealed
- Creepage distance \geq 8mm
- UL & CSA Approved
- Suitable DIN Rail and PCB Sockets Available



SPECIFICATIONS

Contact Arrangement	:2 Form A, 2 Form C
Contact Material	:Silver Alloy
Contact Rating	
Rated Voltage	:230 V AC/24 VDC
Maximum Voltage	:440 V AC/220 V DC
Maximum Continuous Current at 230VAC/24VDC	
2 Form A	:10A
2 Form C	:8A
Maximum Power Rating	
2 Form A	:2300VA
2 Form C	:1840VA
Nominal Coil Power	:0.5W (approx)
Operating Power	:0.4W (approx)
Life Expectancy	
Mechanical	:10 ⁷ operations
Electrical	:10 ⁵ operations
Contact Resistance (Initial)	:50 milli Ohms
Dielectric Strength	
Between Contacts & Coil	:4000 VRMS
Between Open Contacts	:1000 VRMS
Insulation Resistance	:500 Meg.Ohms at 500VDC, 25 ^o C, RH50
Operate time at Nominal Voltage	:10 milli sec. (Max)
Release time at Nominal Voltage	:5 milli sec. (Max)
Ambient Temperature	:-45 ^o C to +70 ^o C
Weight	:20 gms (approx)

For Suitable Sockets Refer Socket Section

Typical applications

Industrial Electronics, PLCs, Timers, Office Automation, UPS, Home Appliances

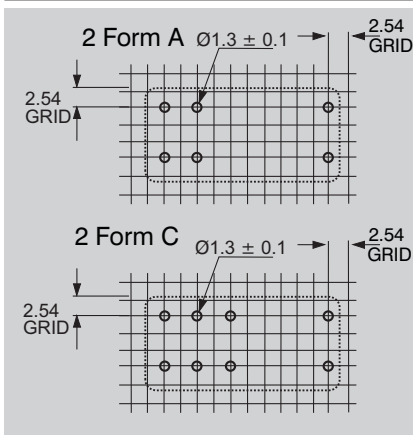
All dimensions are in mm. Specifications subject to change without notice. Tolerance unless otherwise specified is \pm 10%

COIL DATA

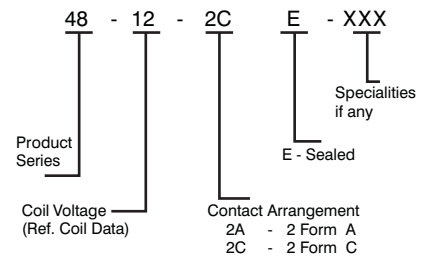
Nominal Voltage VDC	Pick-up Voltage VDC (Max)	Drop-out Voltage VDC (Min)	Coil Resistance \pm 10%
6	4.7	0.6	70
12*	9.5	1.2	200
12	9.5	1.2	275
24*	19.0	2.4	800
24	20	2.4	1100
48	38	4.8	4400

*On request

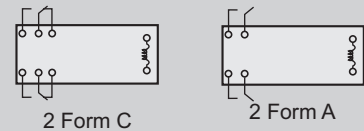
DRILLING PATTERN



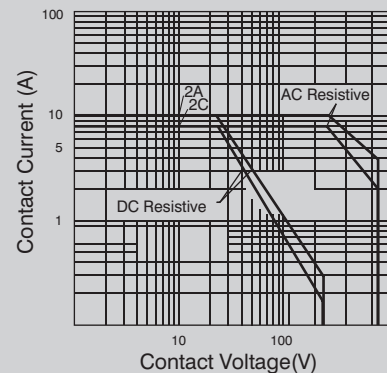
HOW TO ORDER



CIRCUIT DIAGRAMS



Limiting Curve for Power Load



DIMENSIONS

