

# O/E/N 31H

## HEAVY DUTY POWER RELAY

- Heavy Duty make, break & carry upto 10Amps
- 2 Form C and 1 Form Z version
- LED Indication (Optional)
- Dust Protected
- Din rail mounting socket
- Comply to IEC 60255-5

### SPECIFICATIONS

Contact Arrangement	: 2 Form C, 1 Form Z
Contact Material	: Silver alloy
Contact Rating	: Make, Break & Carry
2 Form C	: 5 A @ 220 VDC
1 Form Z	: 10 A @ 220 VDC
Max. Switching Voltage	: 220 VDC
Max. Switching Current	: 10A
Contact Resistance Initial	: <50 m Ohms
Nominal Coil Power	: 1.1 Watts
Operating Power	: 0.7 W
Life Expectancy	
Mechanical	: 10 <sup>6</sup> operations
Electrical	: 10 <sup>5</sup> operations
Dielectric Strength	
Between Open Contacts	: 1500 VRMS
Between Coil and Contacts	: 2000 VRMS
Insulation Resistance	: 500M Ohms@ 500VDC, 25 <sup>0</sup> C, RH50
Operate time at Nominal Voltage	: 20 milli sec. (Max)
Release time at Nominal Voltage	: 10 milli sec. (Max)
Ambient Temperature	: -40 <sup>0</sup> C to +85 <sup>0</sup> C
Weight	: 100 gms

#### Typical applications

Industrial Control, Instrumentation, Automation, Battery Chargers, Power Conditioning Equipments.

**Note : In case of relay with clamping diode take terminal 2 as positive.**

All dimensions are in mm. Specifications subject to change without notice. Tolerance unless otherwise specified is ± 10%.

### COIL DATA

Nominal Voltage (VDC / VAC)	Pick-up Voltage (VDC / VAC max)	Coil Resistance Ohms ± 10%
--------------------------------	------------------------------------	-------------------------------

#### DC COIL DATA

12	10	150
24	20	500
48	40	2250
115	90	10000
220	190	30000

#### AC COIL DATA

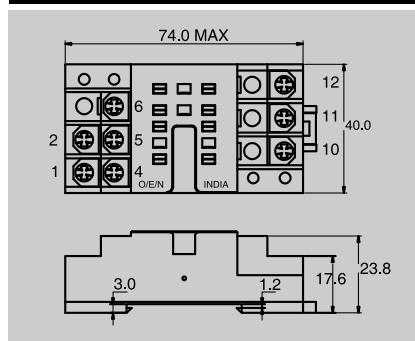
24	20	70
115	90	2000
230	190	10000

Special coils available on request\*

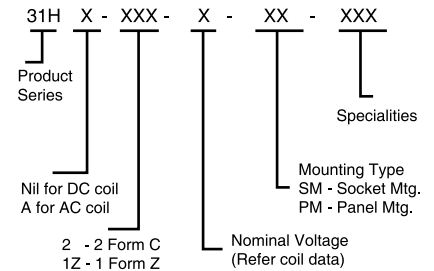
### SOCKET ORDERING CODE

Din Rail Mountable 31-3591-550

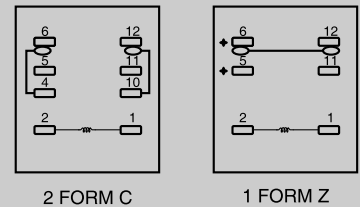
### SOCKET TERMINAL LAYOUT



### HOW TO ORDER

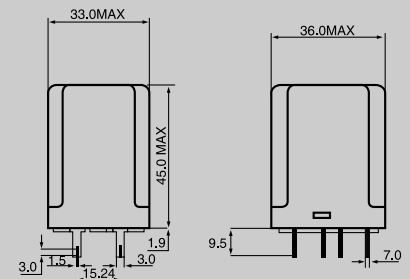


### WIRING LAYOUT



### DIMENSION

#### Socket Mountable



#### Panel Mountable

