

O/E/N 65

SUB MINIATURE POWER RELAY

- International Standard Foot Print
- High Sensitivity
- Low Profile
- High Capacity
- Sealed

SPECIFICATIONS

Contact Arrangement	:1 Form C
Contact Material	:Silver alloy
Contact Rating	
Rated Voltage	:230 VAC/24 VDC
Maximum Voltage	:230 V AC/24 V DC
Max. Continuous Current At 230VAC/24VDC	:7A
Maximum Switching Current	:10A
Maximum Power Rating	:2300VA
Nominal Coil Power	:0.36W (approx)
Operating Power	:0.23W (approx)
Life Expectancy	
Mechanical	:10 ⁷ operations
Electrical	:10 ⁵ operations
Contact Resistance (Initial)	:100 milli Ohms
Dielectric Strength	
Between Contacts & Coil	:1500 VRMS
Between Open Contacts	:750 VRMS
Insulation Resistance	:100 Meg. Ohms at 500VDC, 25 ⁰ C, RH50
Operate time at Nominal Voltage	:8 milli sec.(Typ)
Release time at Nominal Voltage	:8 milli sec.(Typ)
Ambient Temperature	:-40 ⁰ C to +70 ⁰ C
Weight	:9.5 gms (approx)

Typical applications

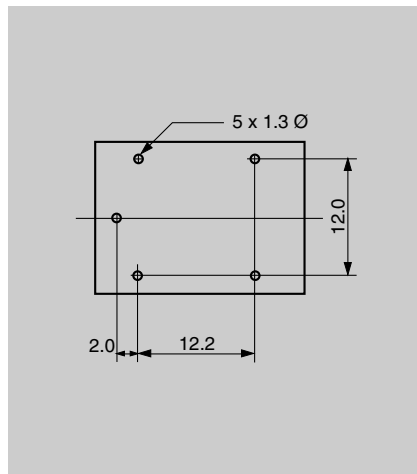
UPS, Home Appliances, Office Automation, Security Systems, PLCs, Timers etc

All dimensions are in mm. Specifications subject to change without notice. Tolerance unless otherwise specified is ± 10%

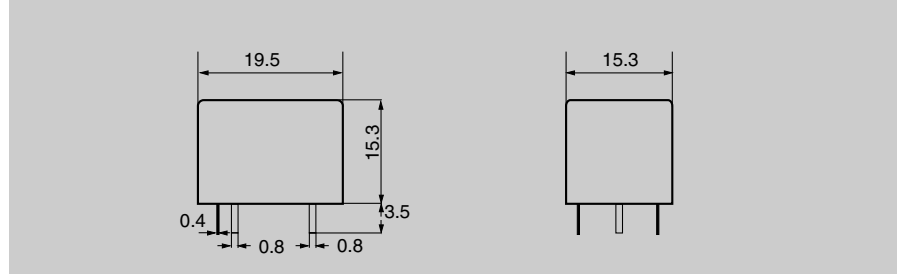
COIL DATA

Nominal Voltage VDC	Pick-up Voltage VDC (Max)	Drop-out Voltage VDC (Min)	Coil Resistance Ohms ± 10%
12	9.6	1.2	400
24	19.2	2.4	1600

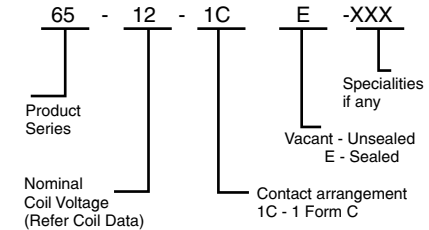
DRILLING PATTERN



DIMENSIONS



HOW TO ORDER



CIRCUIT DIAGRAMS

