

O/E/N 81

MINIATURE POWER RELAY

- International Standard Foot Print
- Small Size, Light Weight
- Compact High Performance
- Direct PCB type
- High Isolation Between Input Output Side

SPECIFICATIONS

Contact Arrangement	: 1 Form C
Contact Material	: Silver alloy
Contact Rating	
Rated Voltage	: 230 VAC/24 VDC
Maximum Voltage	: 230 V AC/110 V DC
Maximum Continuous Current at 230VAC/ 24VDC	: 10A
Maximum Switching Current	: 10A
Maximum Power Rating AC Voltage	: 2400VA
Nominal Coil Power	: 0.45W (approx)
Operating Power	: 0.25W (approx)
Life Expectancy	
Mechanical	: 10 ⁷ operations
Electrical	: 10 ⁵ operations
Contact Resistance (Initial)	: 50 milli Ohms
Dielectric Strength	
Between Contacts & Coil	: 2500 VRMS
Between Contacts	: 1000 VRMS
Insulation Resistance	: 500 Meg. Ohms at 500VDC, 25 ⁰ C, RH50
Operate time at Nominal Voltage	: 7 milli sec. (Typ)
Release time at Nominal Voltage	: 4 milli sec. (Typ)
Ambient Temperature	: -40 ⁰ C to + 85 ⁰ C
Weight	: 11 gms (approx)

Typical applications

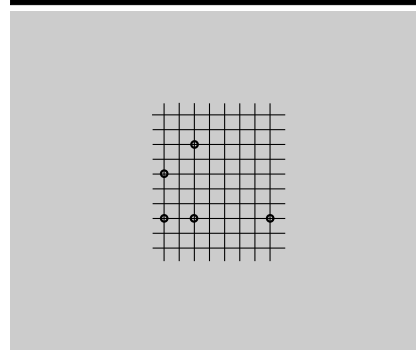
UPS, Home Appliances, Office Automation, Security Systems, PLCs, Timers etc.

All dimensions are in mm. Specifications subject to change without notice. Tolerance unless otherwise specified is ± 10%

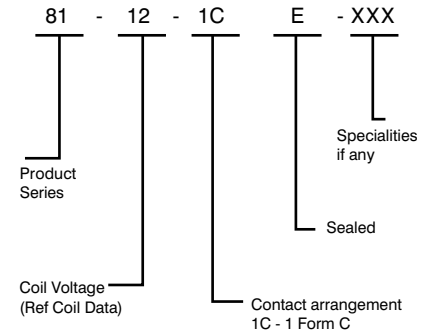
COIL DATA

Nominal Voltage VDC	Pick-up Voltage VDC	Drop-out Voltage VDC	Coil Resistance at 25 ⁰ C Ohms ± 10%
6	4.5	0.6	80
12	9.0	1.2	320
24	18.0	2.4	1280
48	36.0	4.8	3800

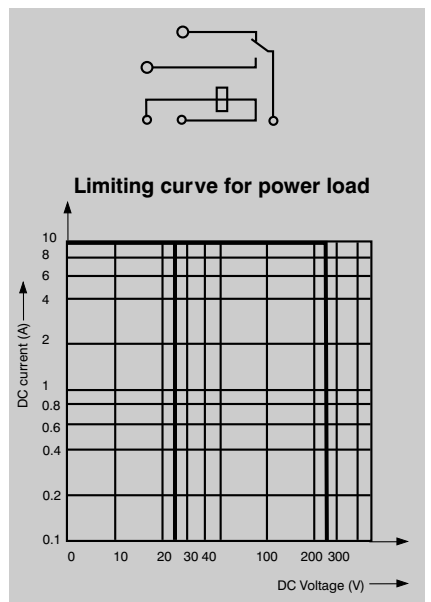
DRILLING PATTERN



HOW TO ORDER



CIRCUIT DIAGRAMS



DIMENSIONS

